

# MR. BURNS: A POST ELECTRIC PLAY

## SCENIC DESIGN DRAFTING PACKAGE AND RENDERINGS

DRAFTINGS MADE BY SCENIC DESIGNER : MAGGIE SHIVERS

DIRECTOR: MELISSA ELKOUZ  
SCENIC DESIGNER: MAGGIE SHIVERS  
TECHNICAL DIRECTOR: MATTHEW PHILLIPS  
ASSISTANT SCENIC DESIGNER: MATTIE FORD

\*PLEASE NOTE: DRAFTINGS 12-15-2020 WERE REWORKED AFTER THE SHOW TO ACCURATELY SHOW WHAT CHANGED IN TECH\*

## Layout of Pillar Facings on Pillars

Notes on pillars:

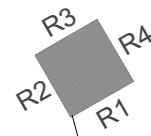


The Simpsons facings panels final format is still tbd.

"R" and "L" on labeling is where they live onstage, SR, or SL.

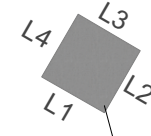
The 1 and 2 of each pillar, are the Act 3 Simpsons facings.

1 on both pillars is the facing with the faces of Simpsons painted onto it.

Facings 3 and 4 of both pillars are the deconstructed facings for Act 2.



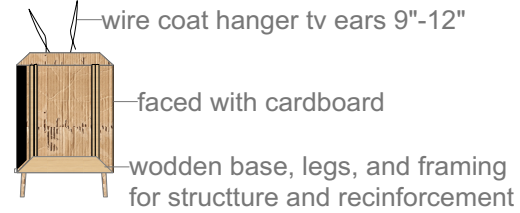
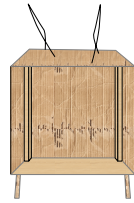
map of facings from top view



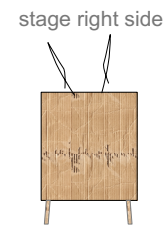
map of facings from top view

## Television Set

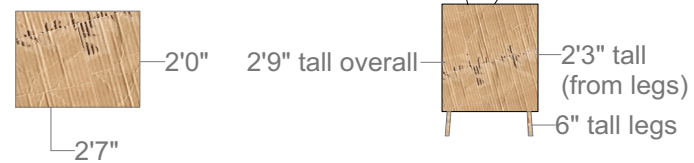
### Inside views



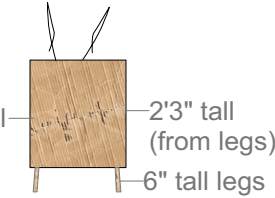
### Box by sides



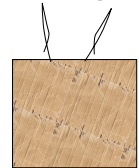
### Top of television set



### stage left side




### front facing side



Paint Notes: I want this to look beat up, so it will need to be distressed and aged

## Act 2 Broken Down Pillar Facings



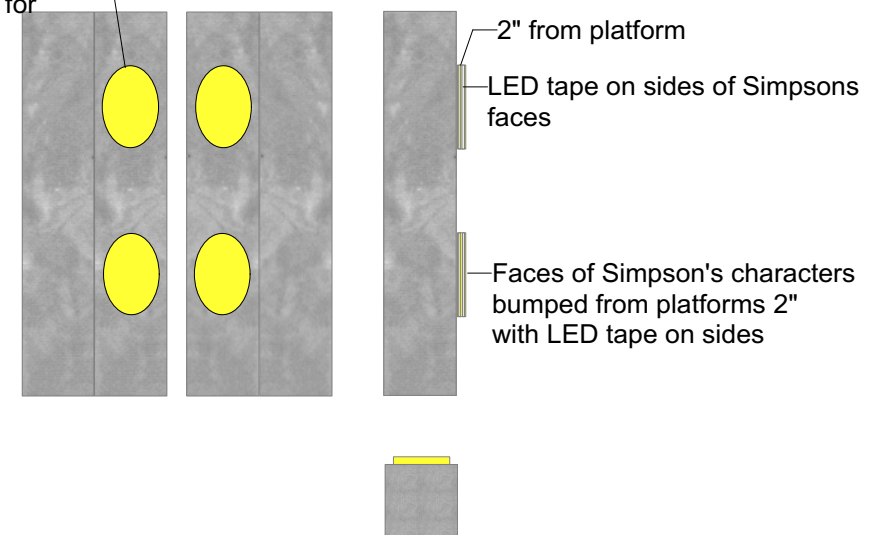
Notes:  
If PVC is left over, I would like to use extra to have "pipes" coming out of the pillars.

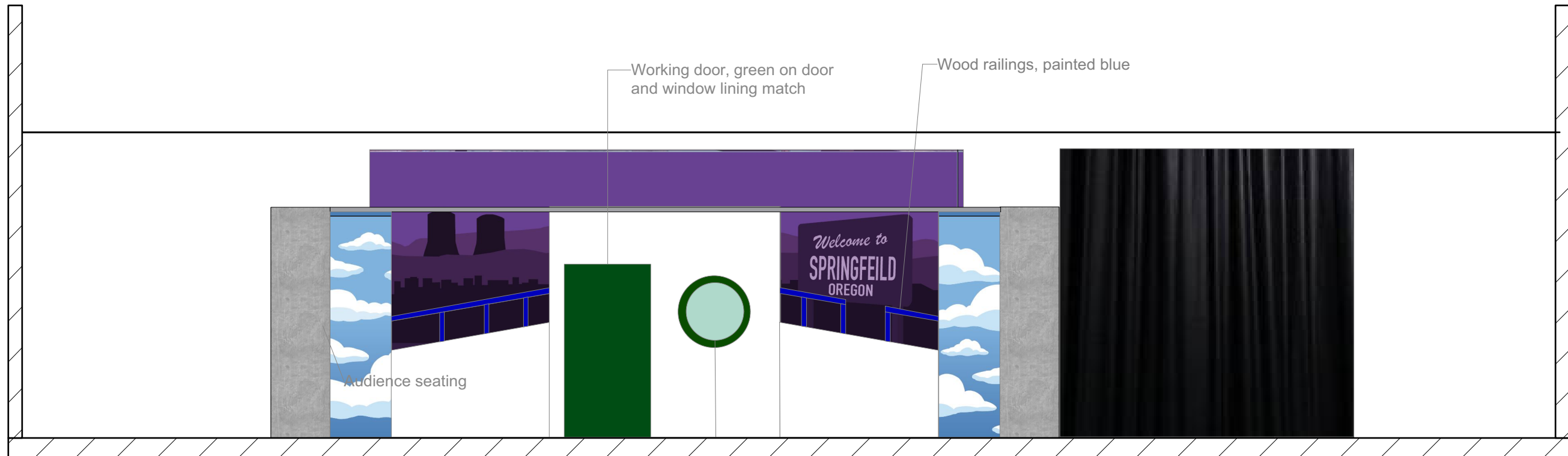
The Insides of the pillars are painted black, possibly shaded out to concrete in a few places for realism

Please dutch the seems

## Act 3 Proscenium Pillar Facings

Simpson's faces, applique 2 inched off platform facing for LEDs





Concrete pillars with Simpsons faces.  
Exact method and faces tbd


Ship window is painted on

Full curtain, parted down middle

Black Curtain, may need to be painted, tbd

Middle Tennessee State University: The Deborah K. Anderson Studio Theatre  
 Director: Melissa Elkouz  
 Assistant Scenic Design: Mattie Ford  
 Scenic Designer: Maggie Shivers  
 Date: **Version 12-28-2019**  
 Technical Director: Matthew Phillips  
 Scale: 1/4" = 1'-0"

Full Curatians



Notes on painting set in Act 3


The idea for all of the paint in Act 3, is like popart, or printing. Everything should be clean, exact, and consistent. This should look like it could have been printed.

**I want this to look staright out of a cartoon, as much as possible.**

Curatians are in Storage to be painted.  
 Curatians are already cut to length and have been painted before, so shinking should be low, if there is any.

**Mr. Burns: A Post Electric Play**

Act 3 Paint Elevations and Drop Designs



Curved side wall 4'-0" tall on outer sides, 5'-0" on insides, including rails (rail height is 1'-0")

two 4 by eight flats, one with a door. Window is painted on

pillars with simpsons painted on for proscenium arch

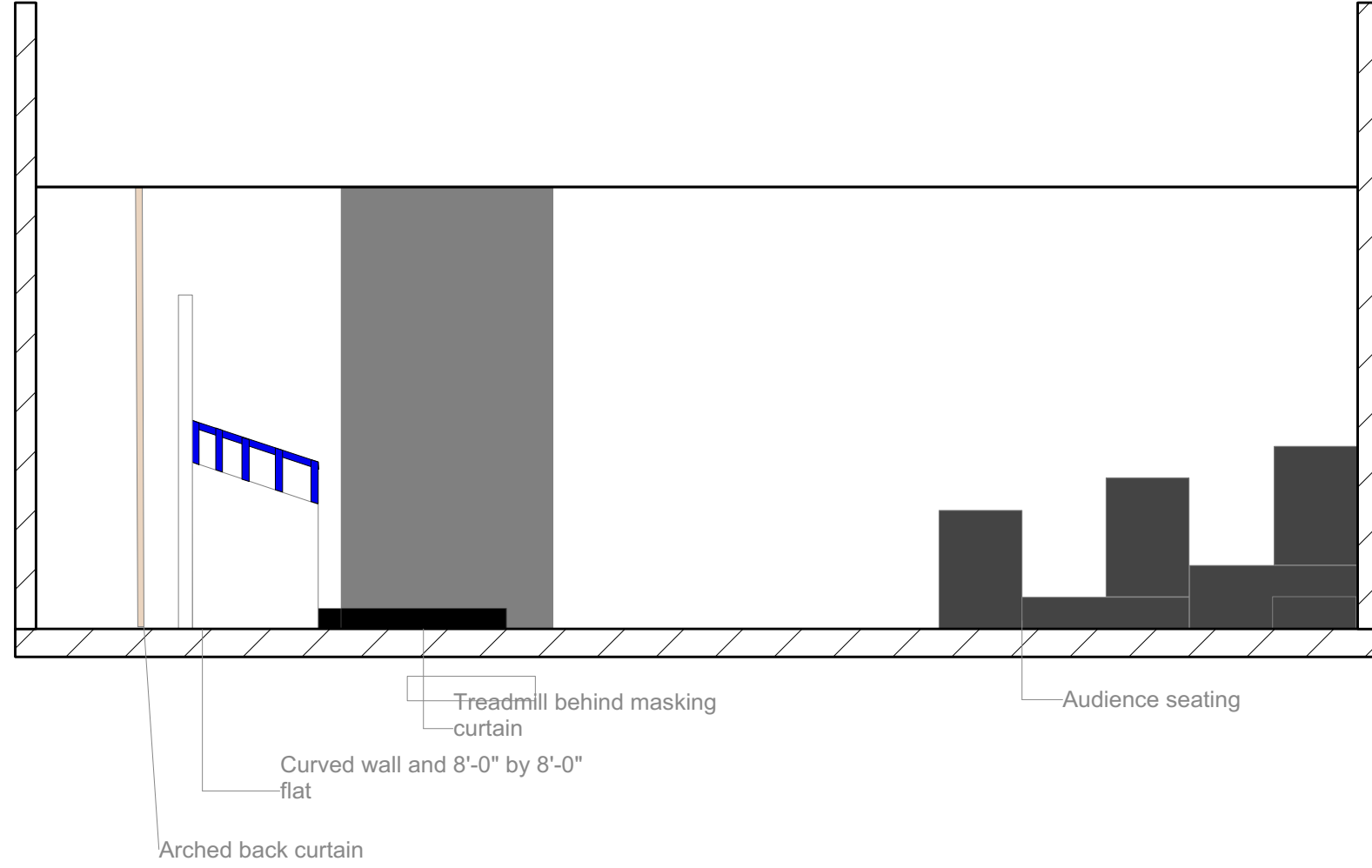
gap in walls for ladder

Masking curtain: moves to reveal treadmill and treadmill from Melissa

**Mr. Burns: A Post Electric Play**

Act 3 Section: Long

Middle Tennessee State University: The Deborah K. Anderson Studio Theatre  
 Director: Melissa Elkouz  
 Scenic Designer: Maggie Shivers  
 Technical Director: Matthew Phillips  
 Assistant Scenic Design: Mattie Ford  
 Date: **Version 12-28-2019**  
 Scale: 1/4" = 1'-0"



**Mr. Burns: A Post Electric Play**

**Act 3 Section: Short**

Middle Tennessee State University: The Deborah K. Anderson Studio Theatre

Director: Melissa Elkouz

Scenic Designer: Maggie Shivers

Technical Director: Matthew Phillips

Assistant Scenic Design: Mattie Ford

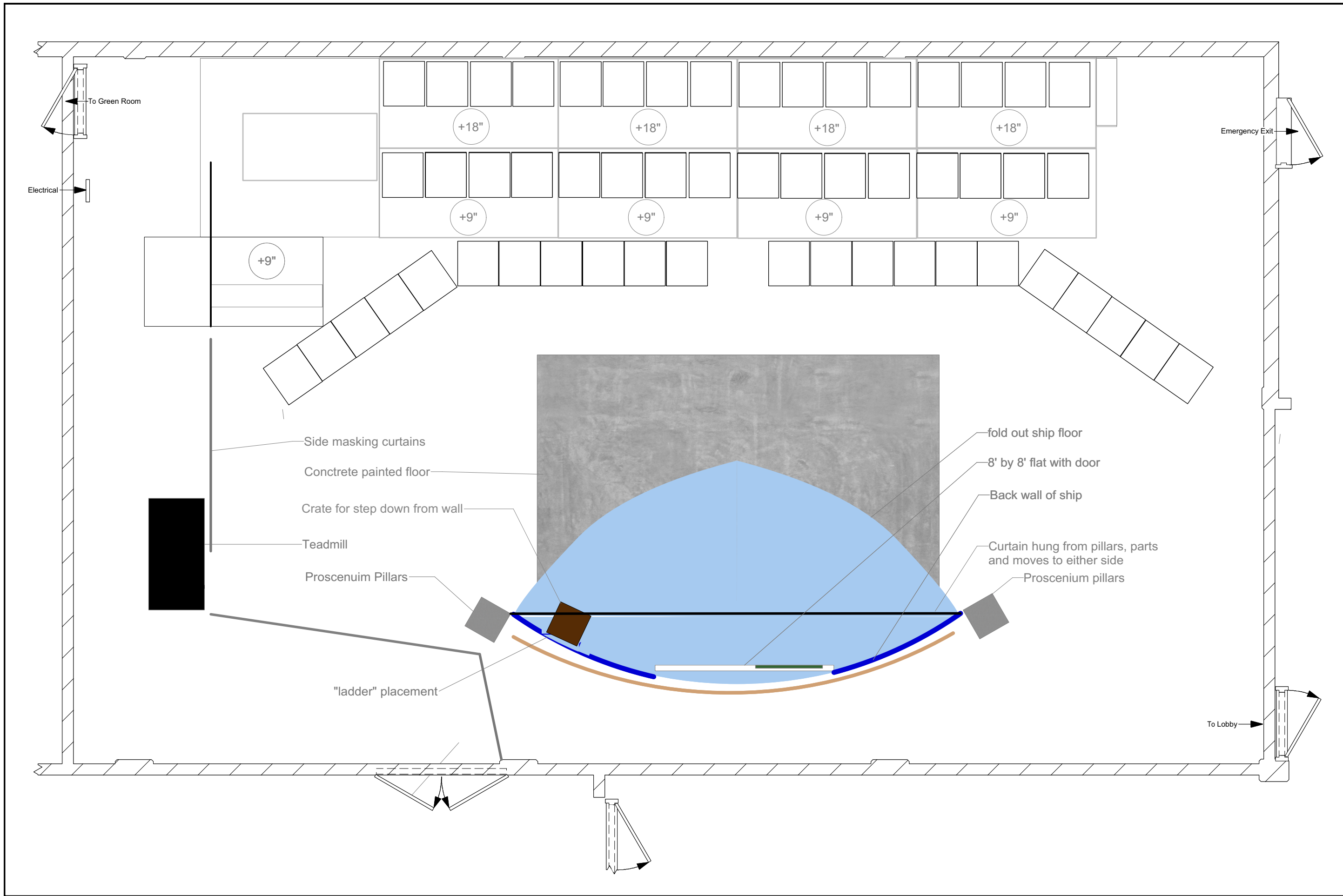
Date: Version 12-28-2019

Scale: 1/4" = 1" -0"

Plate

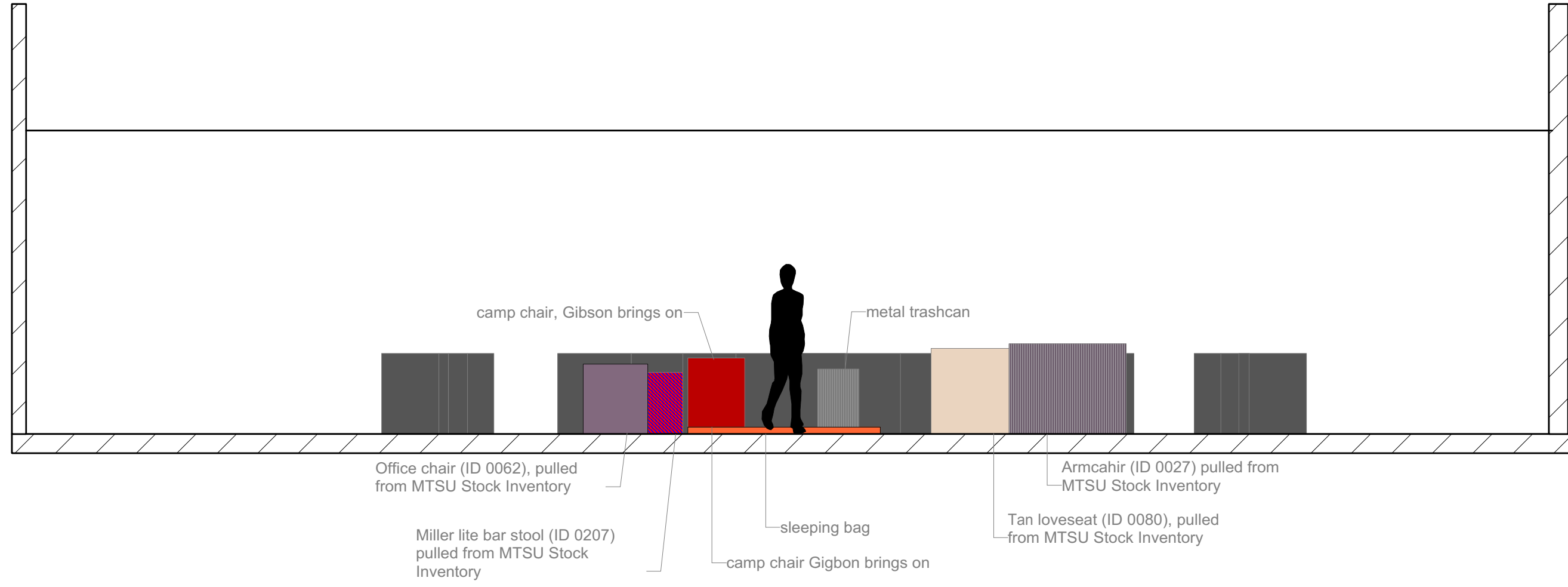
**12**

of 16



<p><b>Mr. Burns: A Post Electric Play</b></p> <p>Act 3 Groundplan</p>		<p>Middle Tennessee State University: The Deborah K. Anderson Studio Theatre</p>		<p>Plate</p> <p><b>11</b></p> <p>of 16</p>
		<p>Director: Melissa Elkouz</p>	<p>Assistant Scenic Design: Mattie Ford</p>	<p>Date: <b>Version 2-15-2020</b></p>
		<p>Scenic Designer: Maggie Shivers</p>	<p>Technical Director: Matthew Phillips</p>	

# Act 1 Section Views



**Mr. Burns: A Post Electric Play**

Act 1 Section View: Long

Middle Tennessee State University: The Deborah K. Anderson Studio Theatre

Director: Melissa Elkouz

Assistant Scenic Design: Mattie Ford

Scenic Designer: Maggie Shivers

Technical Director: Matthew Phillips

Plate

**4**

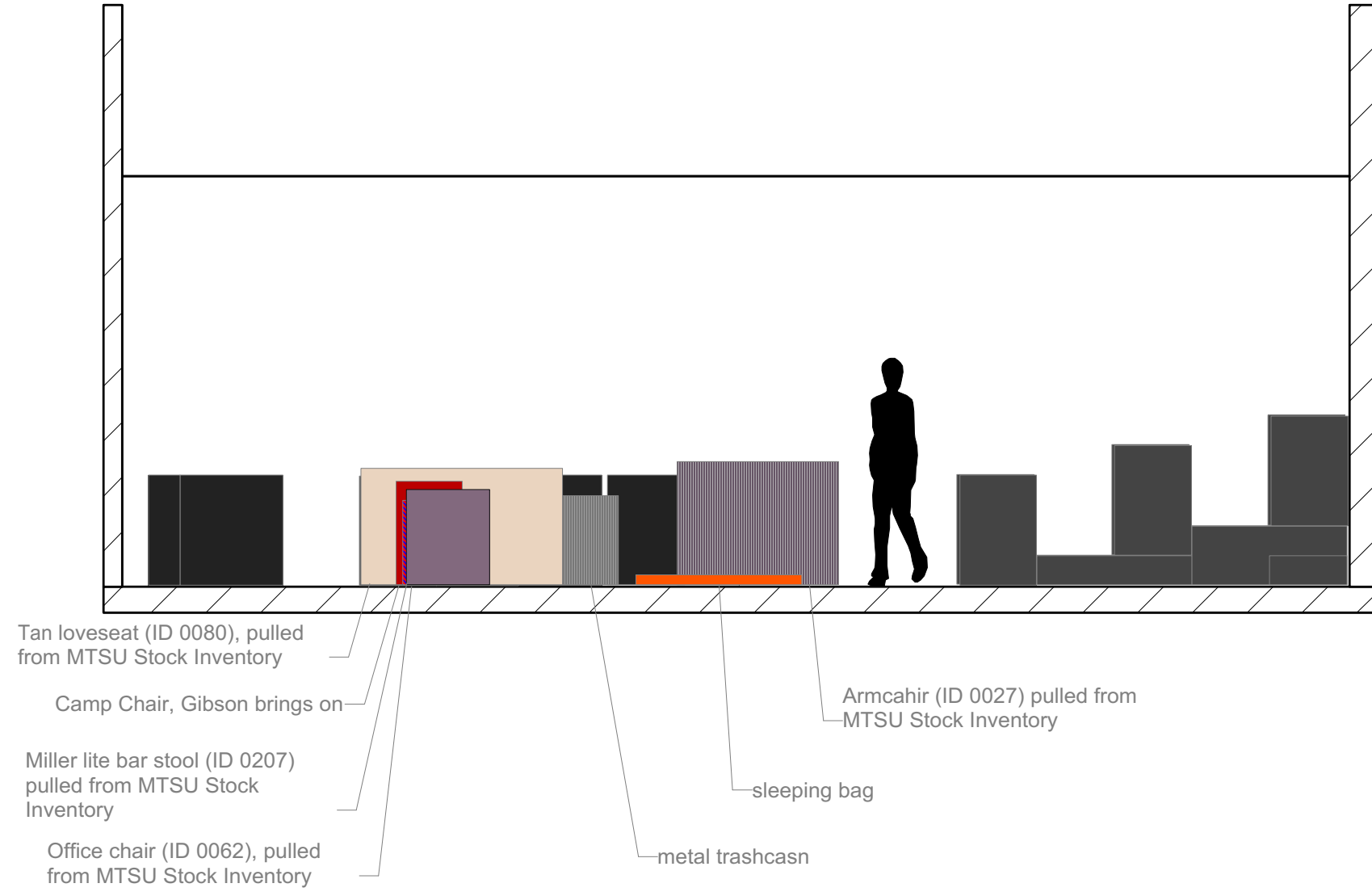
of 16

Date: **Version 12-28-2019**

Scale: 1/4" = 1'-0"



# Act 1 Section Views

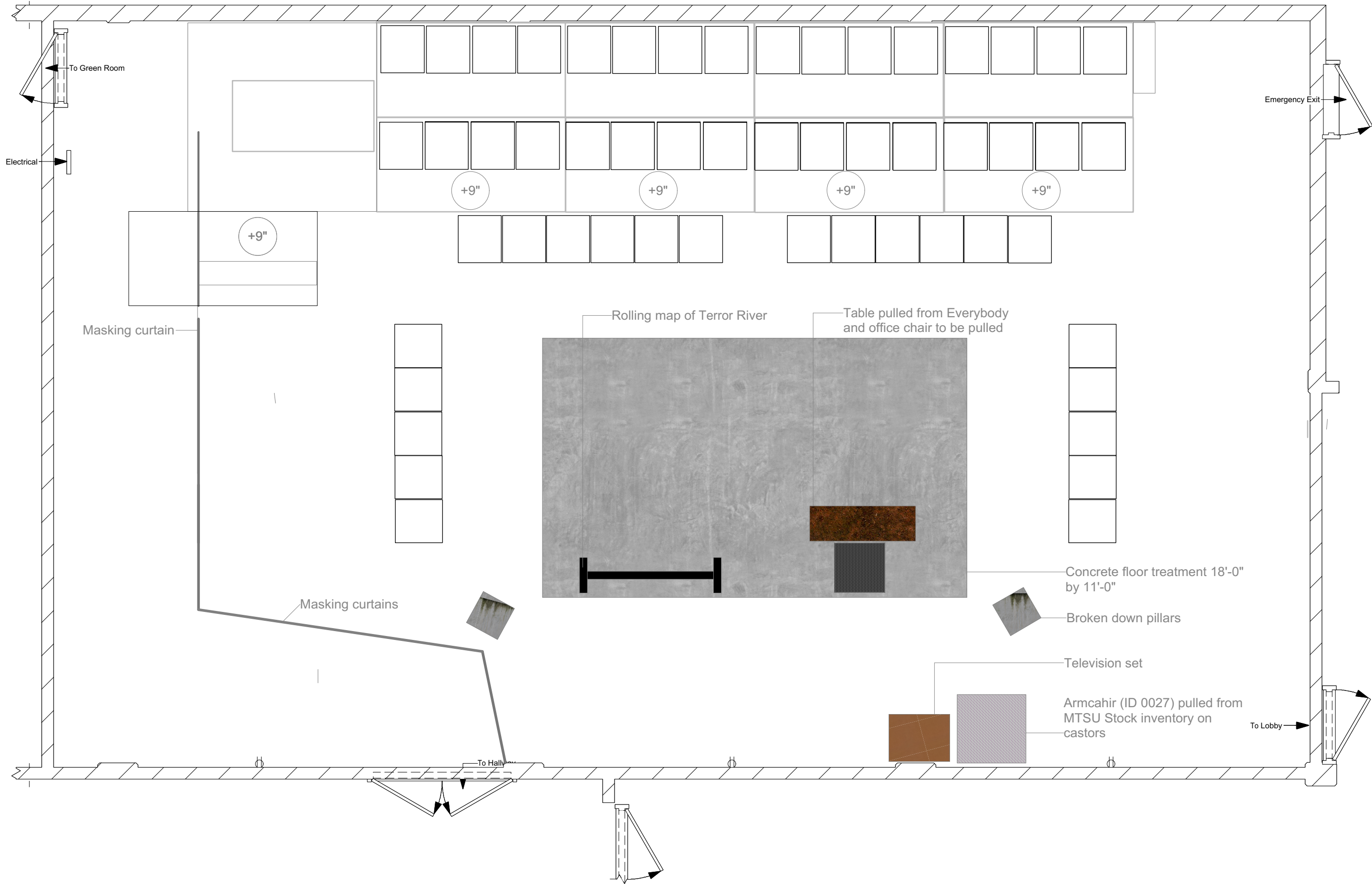


**Mr. Burns: A Post Electric Play**

Act 1 Section View: Short

Middle Tennessee State University: The Deborah K. Anderson Studio Theatre  
 Director: Melissa Elkouz  
 Scenic Designer: Maggie Shivers  
 Technical Director: Matthew Phillips  
 Assistant Scenic Design: Mattie Ford  
 Date: Version 12-28-2019  
 Scale: 1/4" = 1'-0"

Plate  
**3**  
 of 16



**Mr. Burns: A Post Electric Play**

**Act 2 Groundplan: Office Scene**

Middle Tennessee State University: The Deborah K. Anderson Studio Theatre

Director: Melissa Elkouz

Assistant Scenic Design: Mattie Ford

Scenic Designer: Maggie Shivers

Technical Director: Matthew Phillips

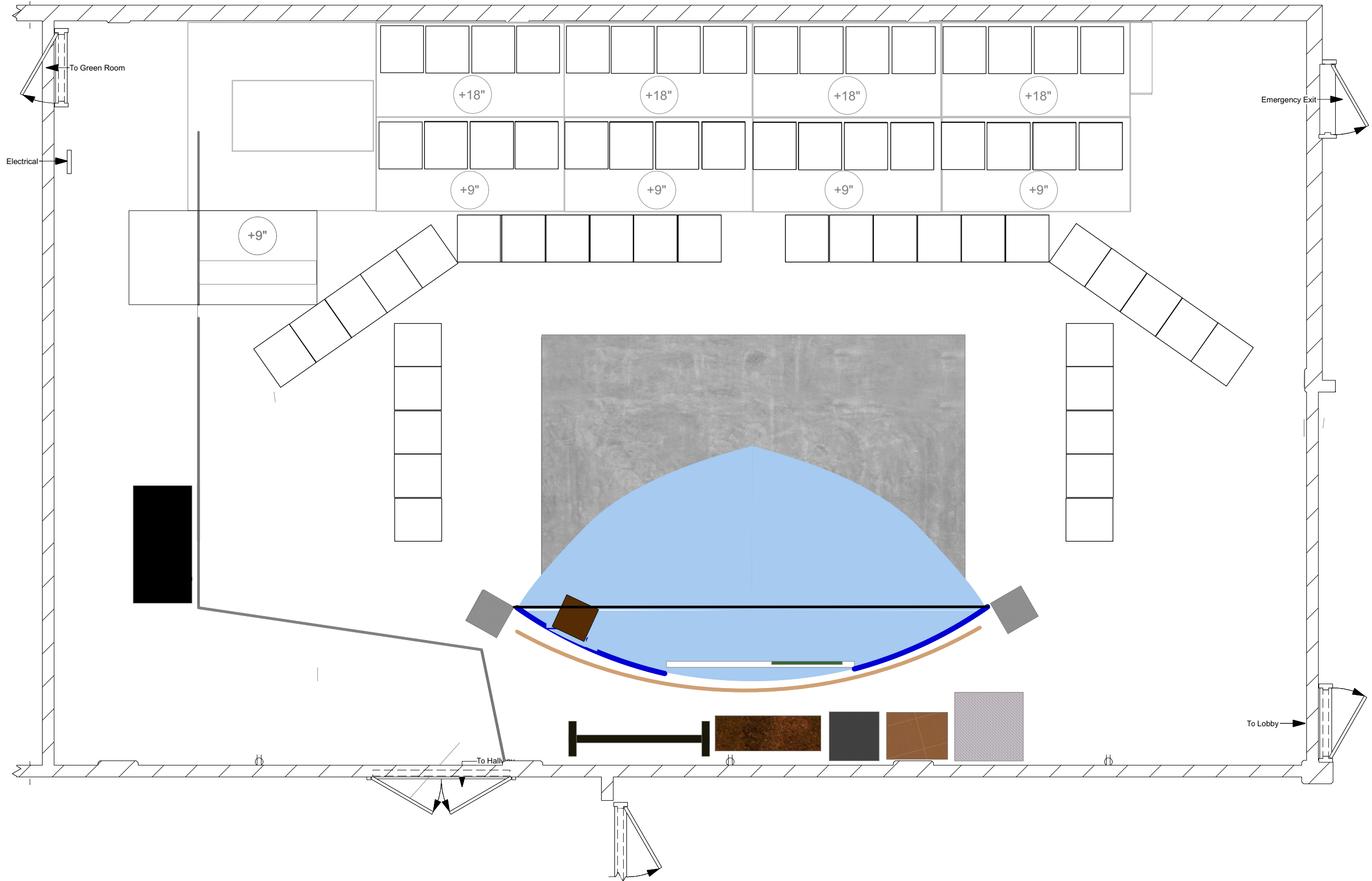
Plate

**5**

of 16

Date: **Version 2-15-2020**

Scale: 1/4" = 1'-0"



**Mr. Burns: A Post Electric Play**

**Master Groundplan**

Middle Tennessee State University: The Deborah K. Anderson Studio Theatre

Director: Melissa Elkouz

Assistant Scenic Design: Mattie Ford

Scenic Designer: Maggie Shivers

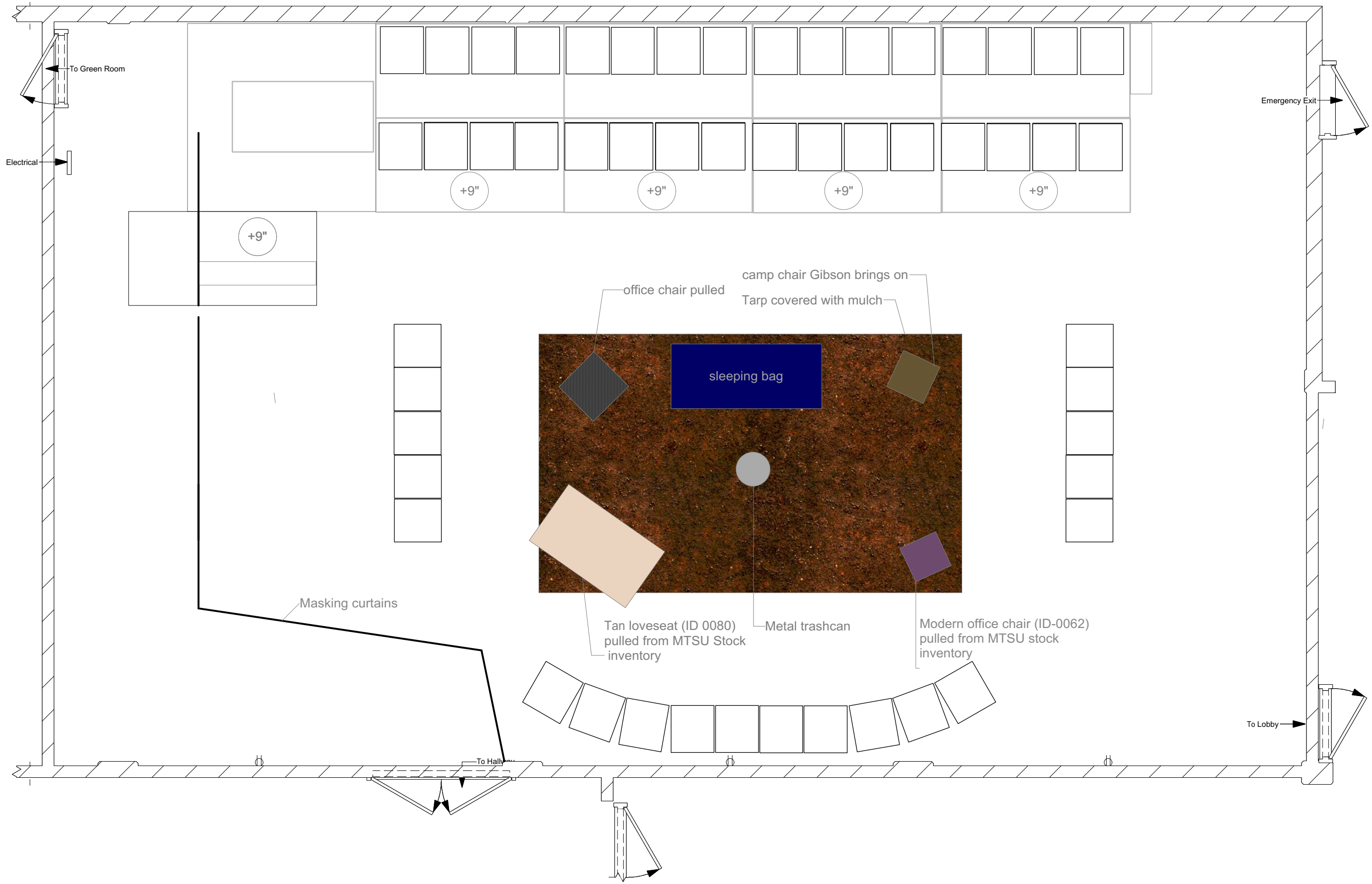
Technical Director: Matthew Phillips

Plate

**1** of 16

Date: **Version 2-15-2020**

Scale: 1/4" = 1'-0"



Middle Tennessee State University: The Deborah K. Anderson Studio Theatre	
Director: Melissa Elkouz	Assistant Scenic Design: Mattie Ford
Scenic Designer: Maggie Shivers	Date: <b>Version 2-15-2020</b>
Technical Director: Matthew Phillips	Scale: 1/4" = 1'-0"

**Mr. Burns: A Post Electric Play**  
**Act 1 Groundplan**